

Chapter 9 - Lecture 4

P-values

Yuan Huang

March 13, 2013

- 1 Introduction
- 2 Calculating p- values
- 3 Examples: use p-values in 5-step procedure

Introduction

In the 5-step procedure, we are given a significant level α and calculate the rejection region. If the value of test statistic falls in the rejection region, we reject H_0 ; otherwise, fail to reject H_0 .

Today, we introduce an alternative way of reaching a conclusion in hypothesis testing. In this approach, we will calculate a certain probability called *p-value*.

Definition

P-value is the probability, of obtaining a test statistic at least as contradictory to the null hypothesis as the one we have calculated from the available sample, assuming the null hypothesis is true.

- P-values are important for the following reason:
 - If $p\text{-value} \leq \alpha$ we reject H_0
 - If $p\text{-value} > \alpha$ we do not reject H_0
- So in the 5-step procedure of testing hypotheses, we can replace "Step 4: Determine the rejection/critical region C " with the following step:
 - Step 4: Calculate the p-value

Proposition

*The P-value is the smallest significance level α at which the null hypothesis can be rejected. Because of this, the P-value is alternatively referred to as the **observed significance level** for the data.*

Calculating p- values

How do we calculate p-values?

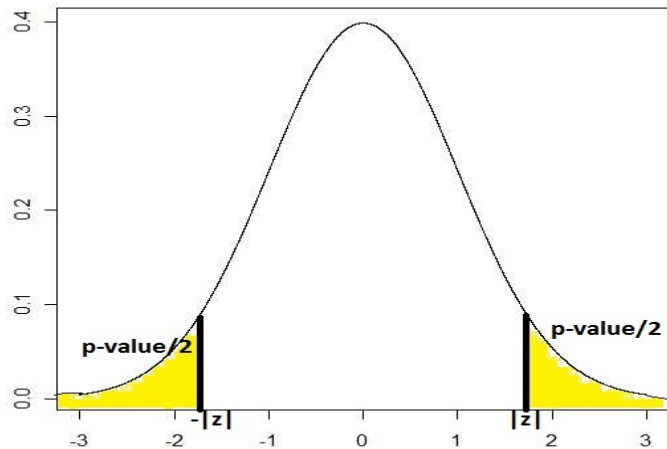
- p-values depend on the tests conducted. Hence, the calculation will be done most of the time by definition.
- ① z test / t test;
 - ② upper-tailed / lower-tailed / two-tailed;

Suppose the test statistic is Z (or T), and the corresponding value in the sample is z (or t). Then the p-value is

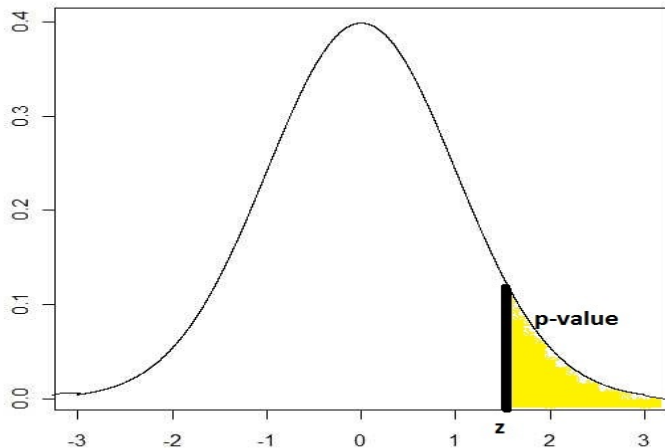
- 1 Two-sided test $H_1 : \mu \neq \mu_0$: $P(|Z| > z)$, $P(|T| > t)$;
- 2 Upper-tailed test $H_1 : \mu > \mu_0$: $P(Z > z)$, $P(T > t)$;
- 3 Lower-tailed test $H_1 : \mu < \mu_0$: $P(Z < z)$, $P(T < t)$.

Next 3 slides will use the z test as an example to illustrate the p-value. (z test has z curve and t test will have t_{n-1} curve.)

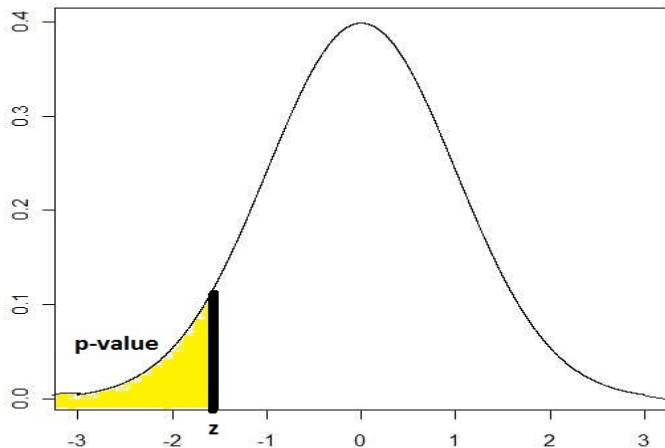
Two-sided test $H_1 : \mu \neq \mu_0$



Upper-tailed test $H_1 : \mu > \mu_0$



Lower-tailed test $H_1 : \mu < \mu_0$



Example 9.17

Example 9.17: The target thickness for silicon wafers used in a type of integrated circuit is $245 \mu m$. A sample of 50 wafers is obtained and the thickness of each one is determined, resulting in a sample mean thickness of $246.18 \mu m$ and a sample standard deviation of $3.60 \mu m$. Does this data suggest that true average wafer thickness is something other than the target value?

Example 9.17 (cont.)

step1: $H_0 : \mu = 245$ vs $H_1 : \mu \neq 245$, where $\mu =$ true average wafer thickness

Example 9.17 (cont.)

step1: $H_0 : \mu = 245$ vs $H_1 : \mu \neq 245$, where $\mu =$ true average wafer thickness

step2: Test statistic value: $z = \frac{\bar{x} - 245}{s/\sqrt{n}}$

Example 9.17 (cont.)

step1: $H_0 : \mu = 245$ vs $H_1 : \mu \neq 245$, where $\mu =$ true average wafer thickness

step2: Test statistic value: $z = \frac{\bar{x} - 245}{s/\sqrt{n}}$

step3: Null distribution (Distribution of Z under H_0) is $N(0,1)$.

Example 9.17 (cont.)

step1: $H_0 : \mu = 245$ vs $H_1 : \mu \neq 245$, where $\mu =$ true average wafer thickness

step2: Test statistic value: $z = \frac{\bar{x} - 245}{s/\sqrt{n}}$

step3: Null distribution (Distribution of Z under H_0) is $N(0,1)$.

step4: Determine the P - value. Since it's a two-sided test,
 P - value = $P(|Z| > z) = P(Z > z) + P(Z < -z) = 2[1 - \Phi(z)]$

Example 9.17 (cont.)

step1: $H_0 : \mu = 245$ vs $H_1 : \mu \neq 245$, where $\mu =$ true average wafer thickness

step2: Test statistic value: $z = \frac{\bar{x} - 245}{s/\sqrt{n}}$

step3: Null distribution (Distribution of Z under H_0) is $N(0,1)$.

step4: Determine the P - value. Since it's a two-sided test,
 P - value = $P(|Z| > z) = P(Z > z) + P(Z < -z) = 2[1 - \Phi(z)]$

step5: Based on the data, plug in $\bar{x} = 246.18$, $s = 3.60$
 $\rightarrow z = 2.32 \rightarrow P$ - value = $2[1 - \Phi(2.32)] = 0.0204$.

- If $\alpha = 0.01$, fail to reject H_0 .
- If $\alpha = 0.05$, reject H_0 .